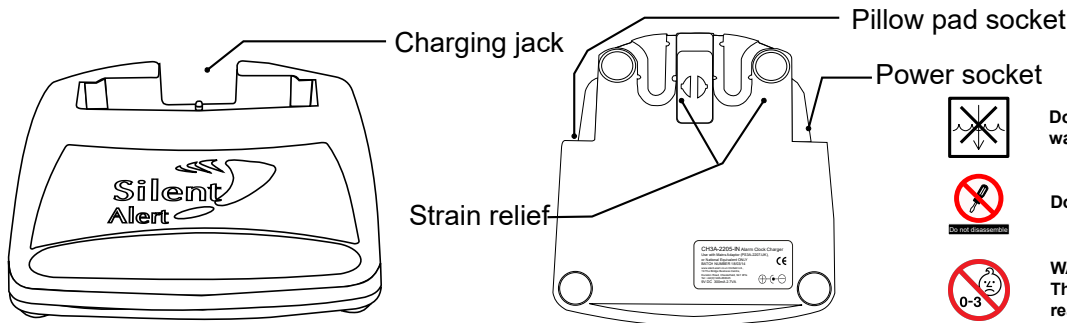


Quick start guide FSCH-2226-IN

Fire Safe Charger



Any questions? Call us on 01246 450789



Do not immerse the Charger in water or any other liquid.

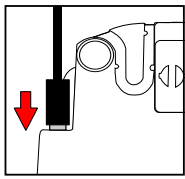


Do not disassemble.

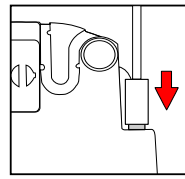


WARNING! Your device and its accessories are not toys. They may contain small parts. Keep them out of the reach of small children.

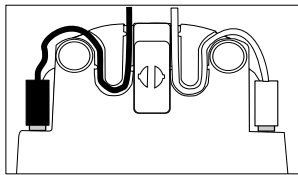
1. Connect the power supply to the unit and the plug adaptor into a 13 Amp mains socket.



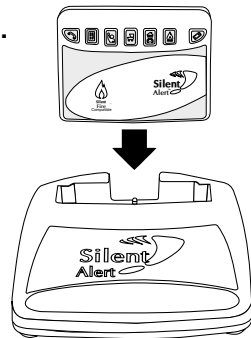
2. The pillow pad should be fitted at this stage if required.



3. Use the strain relief to secure the cable



4. Dock the pager in to the Charger. The battery key on the Pager will light green briefly upon docking confirming the Pager is docked correctly. If a Pillow Pad is fitted it will vibrate three times when the Pager is docked.

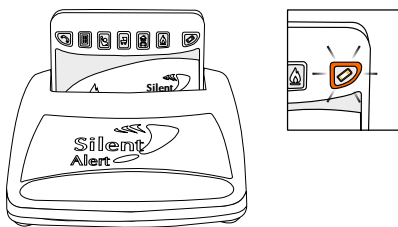


We recommend a full 24 hour charge before using our equipment.

In an emergency a few hours charge may be sufficient for short time use but this is not advised.

Fault indication

1. When the Pager is docked in the Charger the battery light will briefly light green. However, if the battery light flashes orange every few seconds this indicates that the mains supply is not present.



2. Check the Power Supply is firmly connected to the unit. Remove the Pager, wait a few seconds then re-dock. The battery light should now shine green.

Do not immerse the Fire Safe Charger in water or any other liquid. Do not subject the unit to excessive mechanical shock. The Fire Safe Charger should be placed on a smooth, hard surface and away from other objects to ensure correct ventilation. Do not cover the unit or place on soft or carpeted surfaces.

WARNING! Your device and its accessories are not toys. They may contain small parts. Keep them out of the reach of small children.

! Only use with the Silent Alert PS3A-2204-EU Power supply.

! The Pillow Pad socket is for use with the Silent Alert VP3A-2211-IN only. Do not connect any other device to this socket as it may result in damage to the unit.

! Do not short circuit or connect any other device to the charging jack in the dock as this may damage the unit.

